

TRAJECTORY

Optimism Index June 2021

Pandemic Analysis



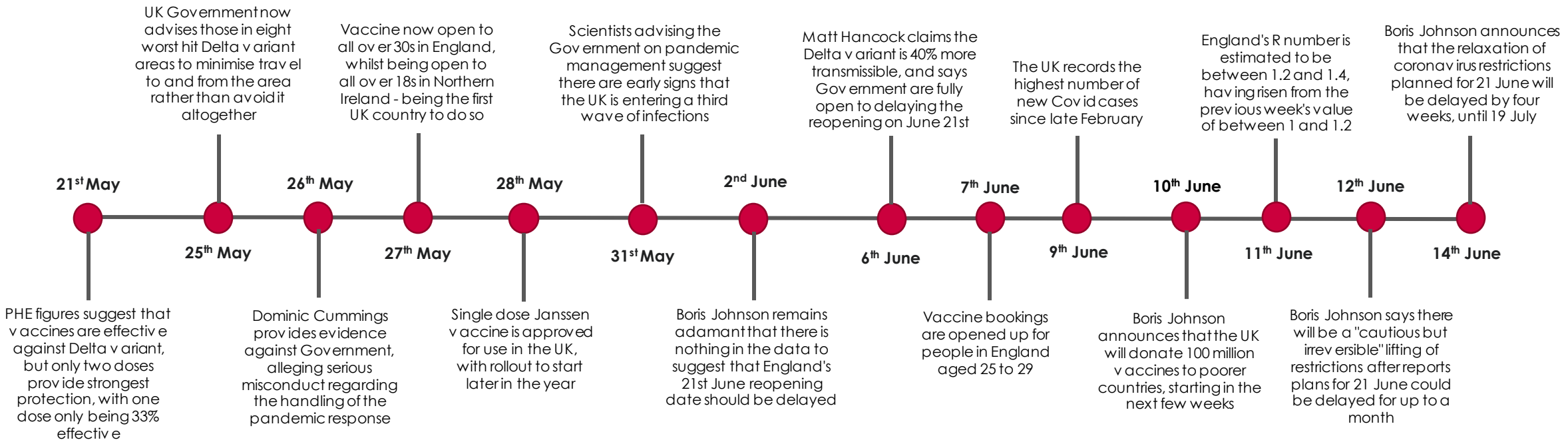
Sample Information and Methodology

- Every month, Trajectory survey a nationally representative sample of 1500 respondents on a variety of issues, including consumer confidence, personal choice and control, social trust, opportunities in technology, optimism and their place in the world.
- Due to current circumstances surrounding the Coronavirus pandemic, additional questions have been added in recent months examining both the current climate in general as well as the impact that the pandemic is having on certain views in relation to finances, confidence and spending, amongst others.
- All surveys were carried out online, with fieldwork this month taking place between **9th and 16th June.**

Key Findings

- Postponement of final lifting of restrictions stalls decline in financial concerns
- Rising concerns about financial impact of pandemic felt by women and younger cohorts this month
- Expectations regarding employment continue to improve as we near freedom day
- Appetite for leisure spending remains higher than compared to last year's reopenings
- Concerns about visiting public spaces decline further as vaccine rollout continues
- Decline in concerns sees greater proportion shift focus towards economy over public health
- More than a third of respondents now feel that Gen Z will be most negatively impacted by pandemic

Last Month's Key Events



Fieldwork: 9th – 16th June

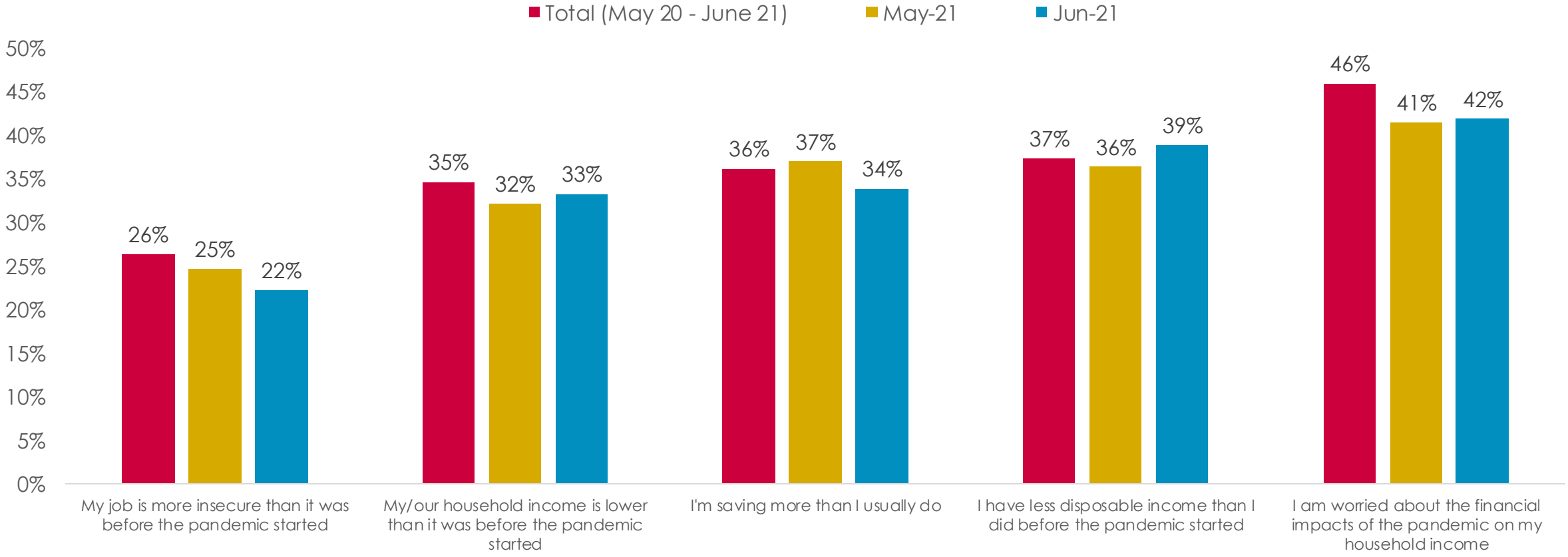


Financial Implications

Financial concerns stall as final lifting of restrictions is postponed

- Despite remaining lower than pandemic as a whole, concerns about financial impacts of pandemic rose by 1% this month
- In a similar vein, the proportion feeling they now have less disposable income than pre-pandemic rose by 3%
- More promisingly, these trends haven't been paralleled by a further rise in job insecurity

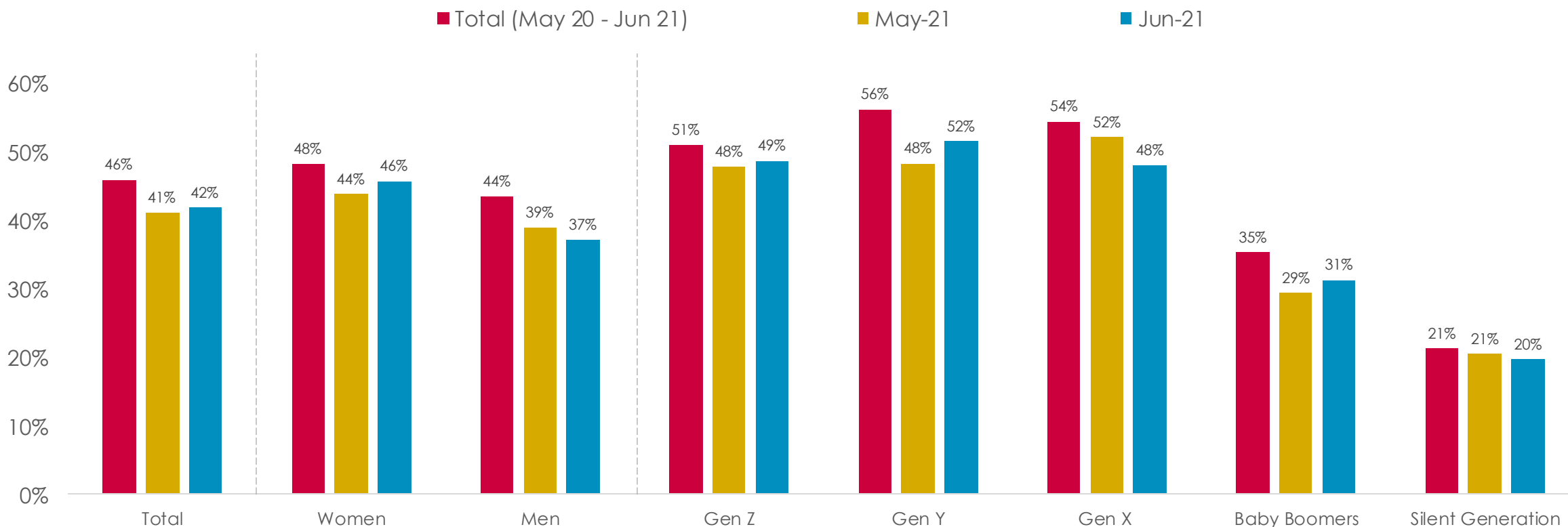
Statements related to financial impacts of Coronavirus - % Total Agreement



Women and younger cohorts drive rise in financial concerns

- Women saw a 2% increase in concerns about financial impacts of pandemic, whilst these concerns declined by 2% amongst men
- Concerns rose amongst both Gen Z (48% to 49%) and Gen Y (48% to 52%), whilst declining for Gen X and the Silent Generation

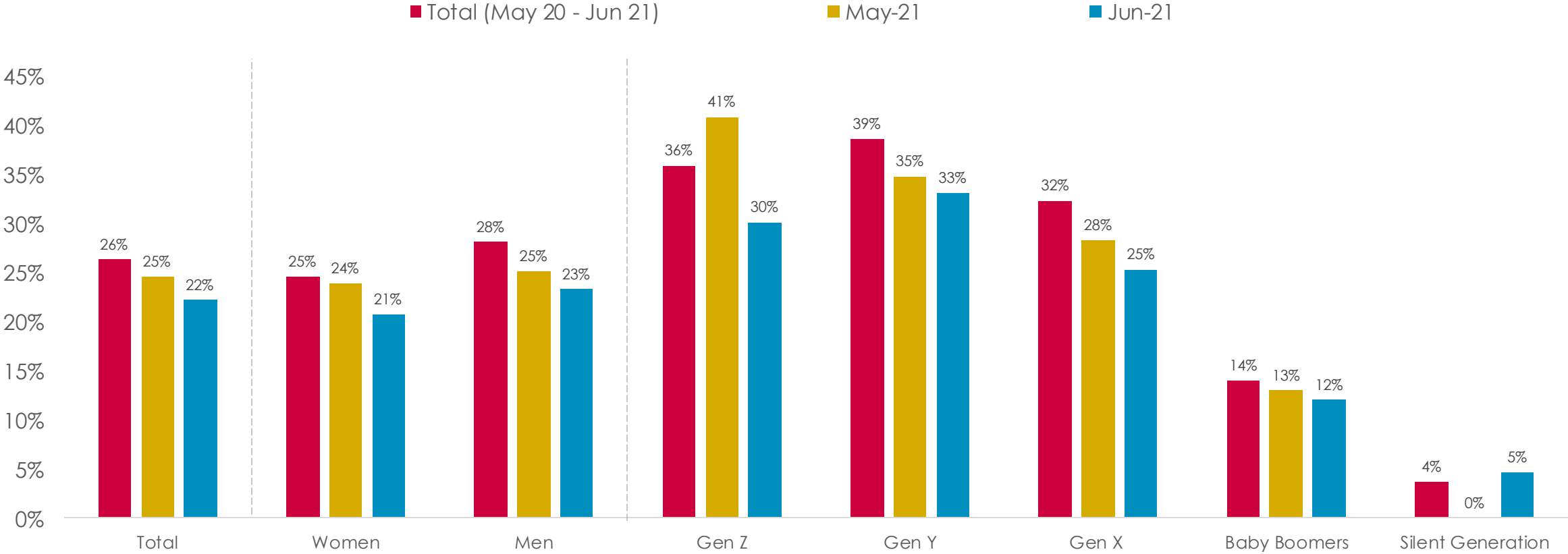
I am worried about the financial impacts of the pandemic on my household income
- % Total Agreement



Decline in job insecurities most prominent amongst Gen Z

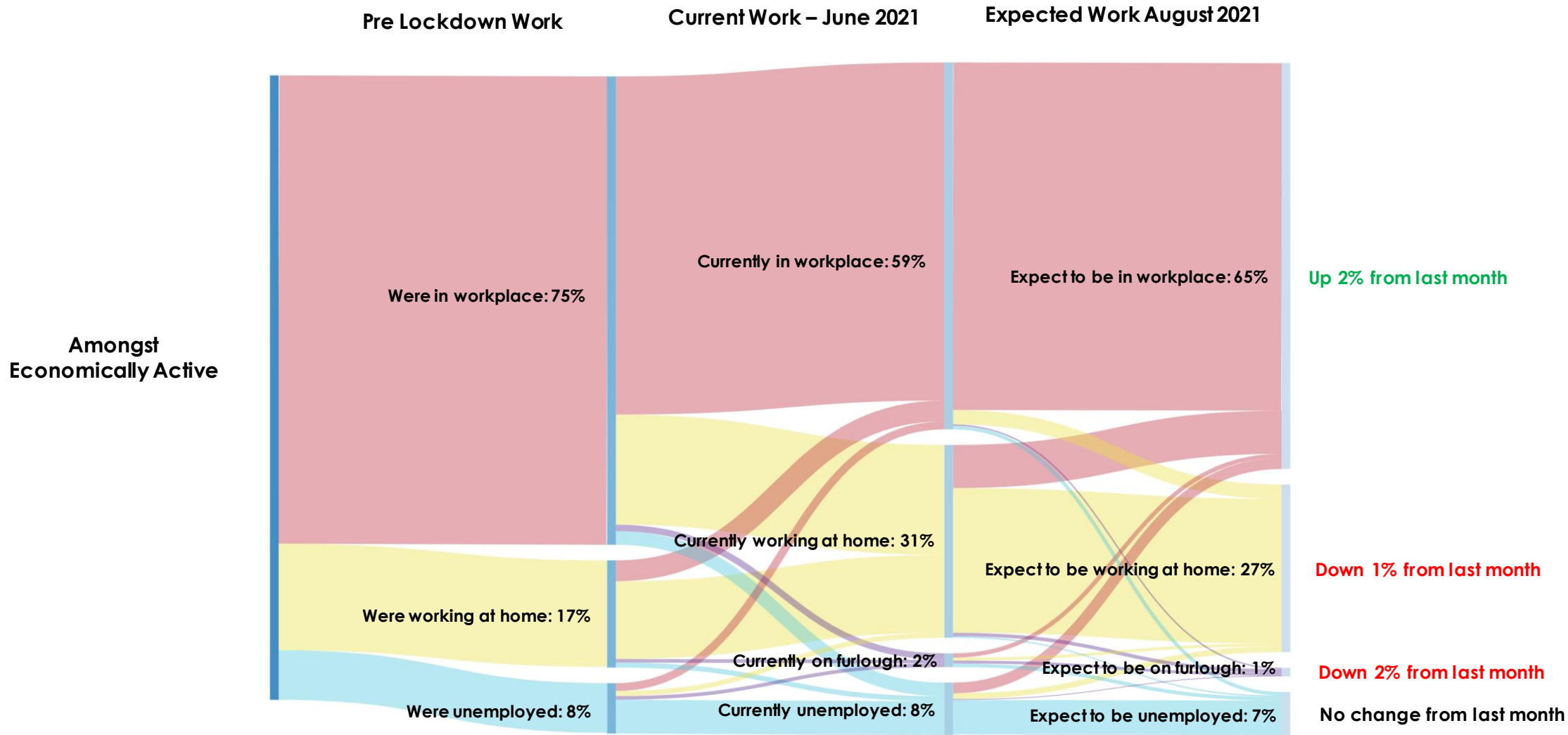
- Topline decline in job insecurities (3%) almost quadrupled amongst Gen Z this month (31% to 30%)
- Decline amongst Gen Y and Gen X more in line with overall trend, whilst decline below average amongst Baby Boomers
- Both men and women saw sense of insecurities fall this month, being slightly greater amongst women (24% to 21%)

My job is more insecure than it was before the pandemic started - % Total Agreement



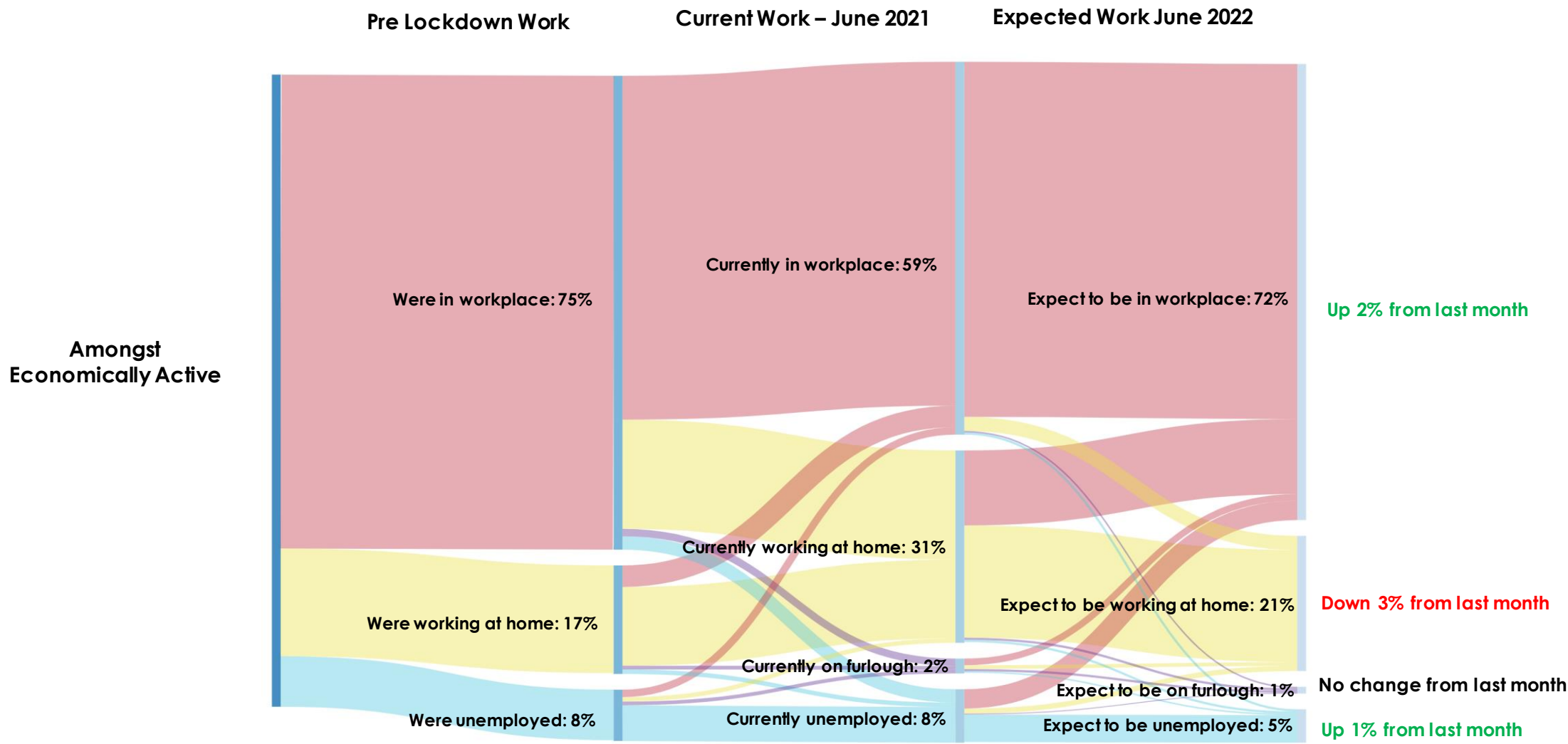
Employment expectations further improve as final lifting of restrictions nears

- Proportion expecting to be in workplace in the next month (August 21) up 2% compared to last month
- Unemployment expectations see no change, whilst almost nobody now expects to be on furlough (1%)



Almost three quarters expect to be in workplace this time next year

- Expectations for work in May 2022 are edging ever closer to pre-pandemic employment levels, with 72% now expecting to be in workplace
- Despite this, more than a fifth still expect to be working from home (21%) – up 4% compared to pre-pandemic

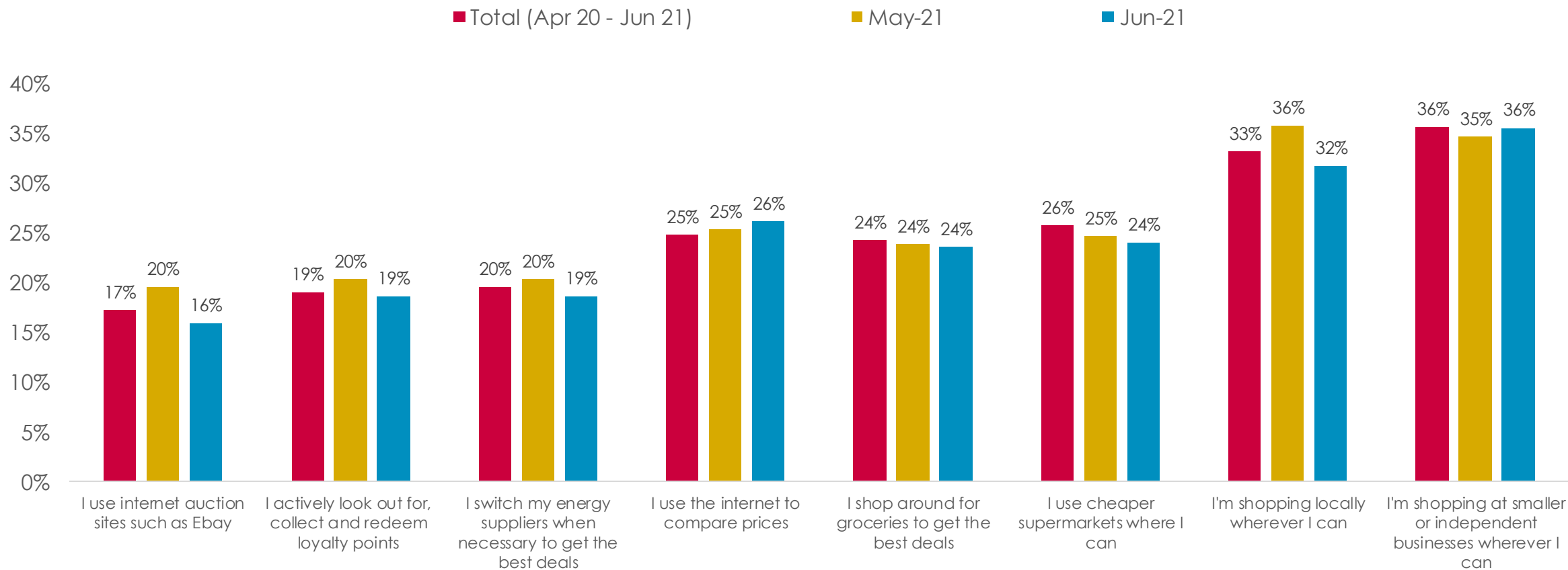


Impacts on Shopping Habits

Appetite dampens for local business whilst independents see continued support

- Proportion who have recently begun to show locally wherever they can declines by 4% this month (36% to 32%)
- 36% maintain that they have recently begun to shop at smaller independent businesses, up 1% compared to last month

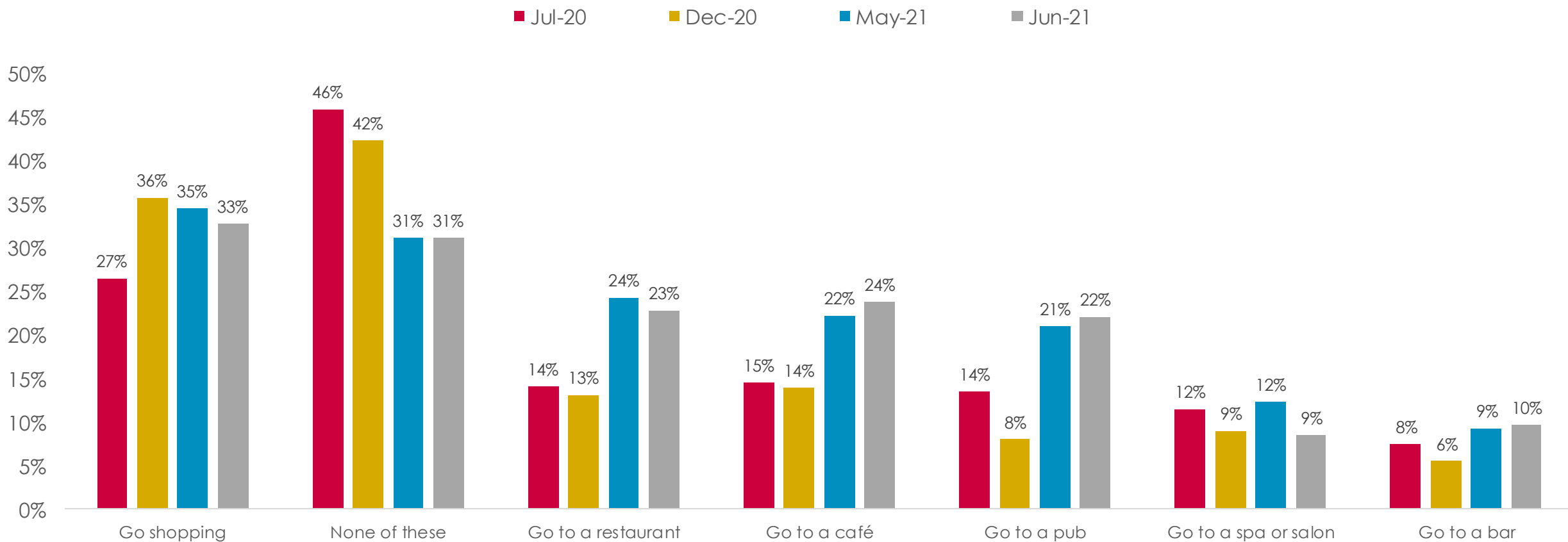
Below are a list of shopping activities. Please select all activities which you *have started doing recently*



Greater appetite for leisure spending continues amidst further reopenings

- Less than a third (31%) say they do not expect to do any of the leisure activities within the next week
- Shopping remains most popular, despite declining slightly this month - whilst at least a fifth expect to visit either a restaurant, café or pub
- Expected participation in leisure spending remains far higher than during previous reopenings

Which of the following activities do you expect to do in the next week?



Social Implications

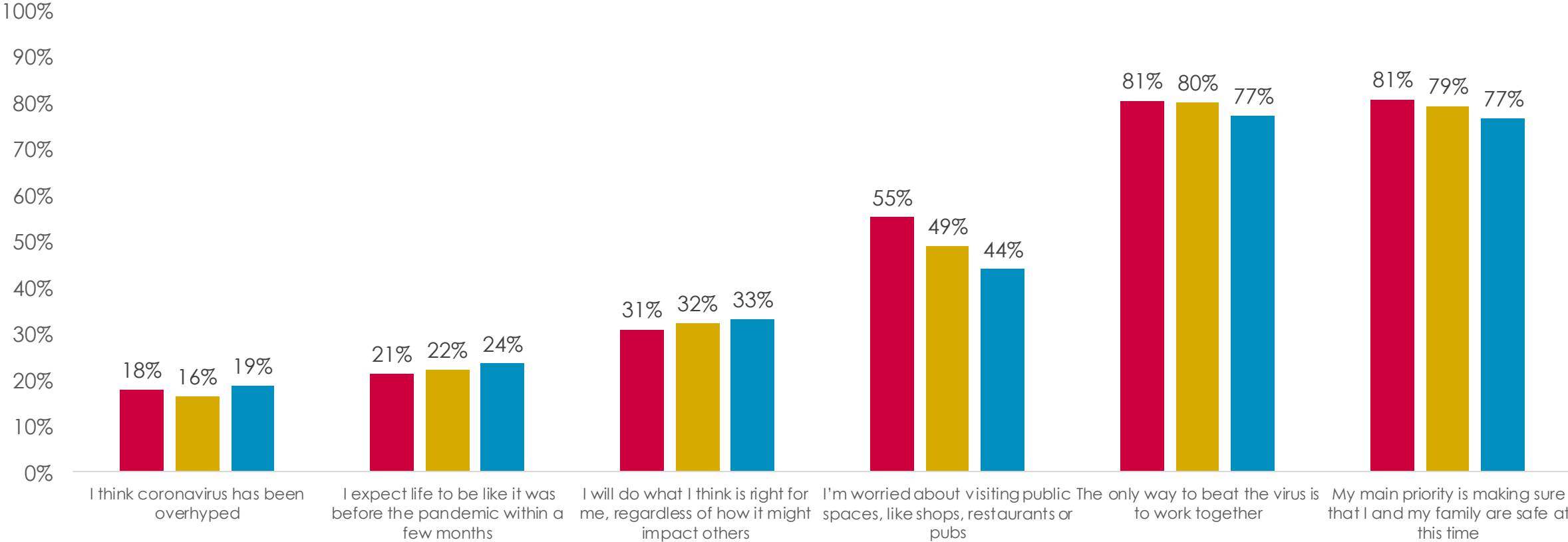


Concerns about public spaces decline further as vaccine rollout continues

- Proportion who are worried about going out in public spaces down a further 5% this month – now 11% lower than the pandemic average
- This trend had been paralleled by a slight rise in covid cynicism, with a 3% increase in those feeling the pandemic has been overhyped (now almost a fifth of respondents), whilst 24% expect life to return to pre-pandemic normality within a few months

Statements related to social impacts of Coronavirus - % Total Agreement

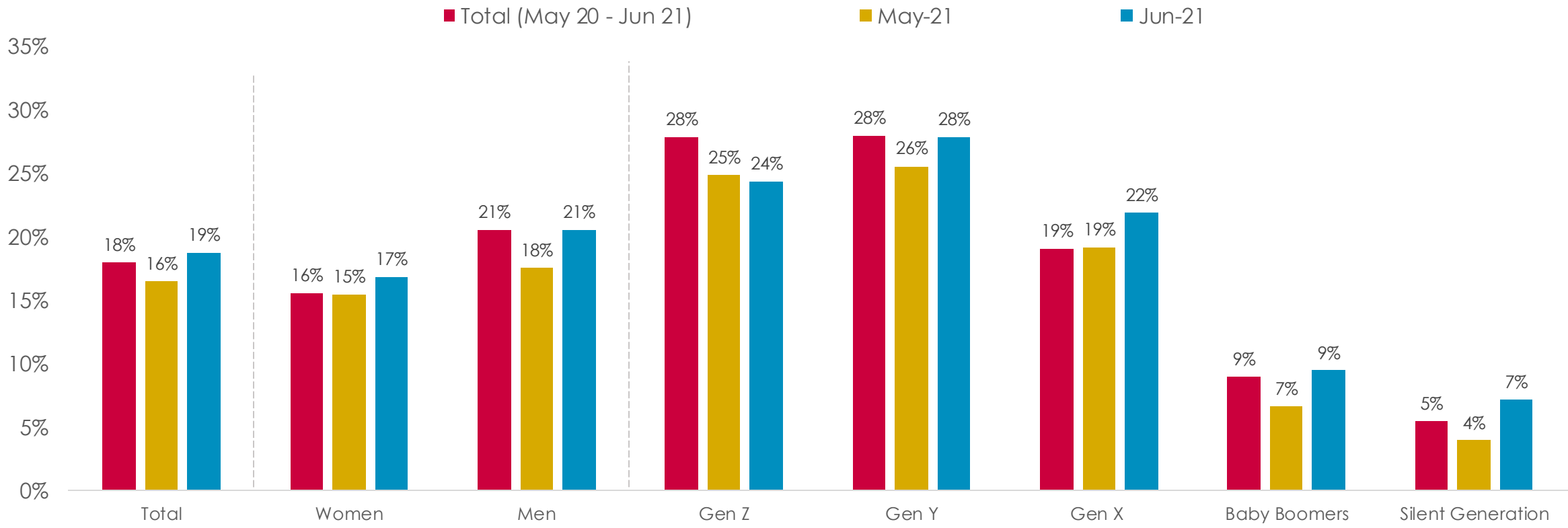
■ Total (May 20 - Jun 21) ■ May-21 ■ Jun-21



Rise in cynicism less prevalent amongst youngest respondents

- Perhaps since vaccine were yet to reach under 25s prior to this month's fieldwork closing, Gen Z were the only cohort not to see a rise in cynicism
- Despite increasing amongst Baby Boomers and the Silent Generation, these views remain more prominent amongst younger respondents
- Men saw a slightly greater rise in feelings that the pandemic has been overhyped than women this month

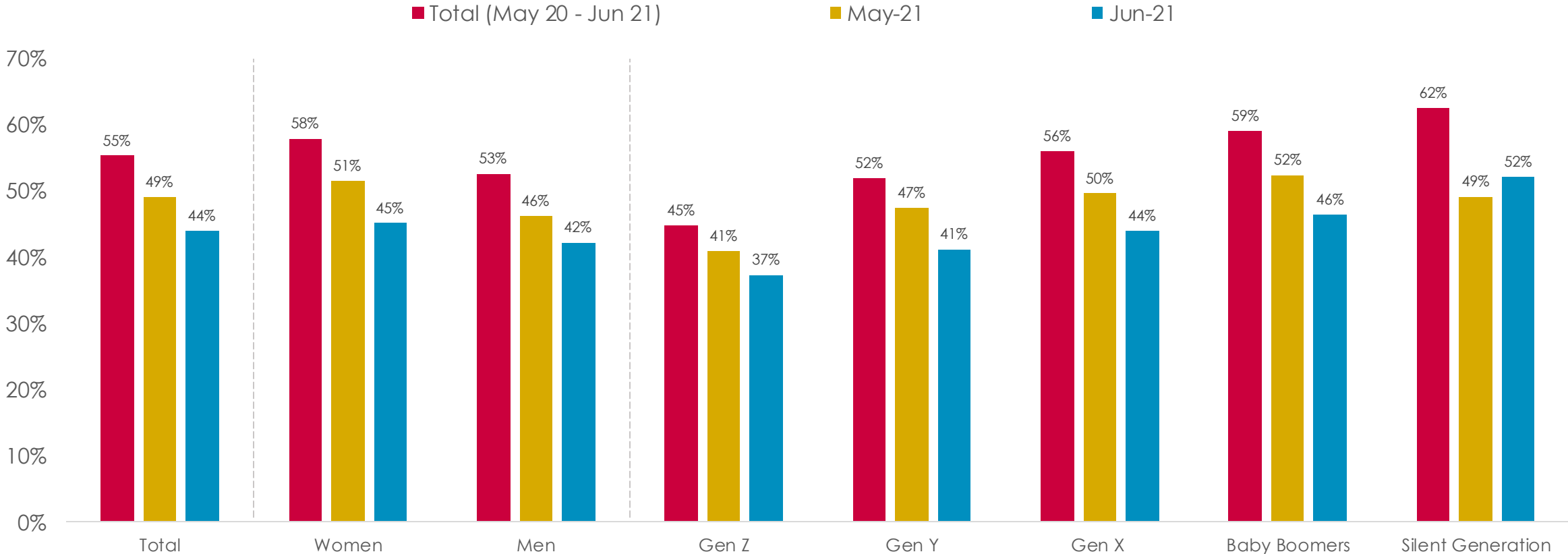
I think Coronavirus has been overhyped - % Total Agreement



Women and middle-aged consumers see sharper decline in concerns

- Whilst concerns this month declined by 5% at a topline level, this was very slightly higher amongst women, Gen Y, Gen X and Baby Boomers
- The most notable outlier from this trend is the Silent Generation, who saw concerns rise by 3% this month, however they still remain substantially lower than compared to the pandemic as a whole (62% to 52%)

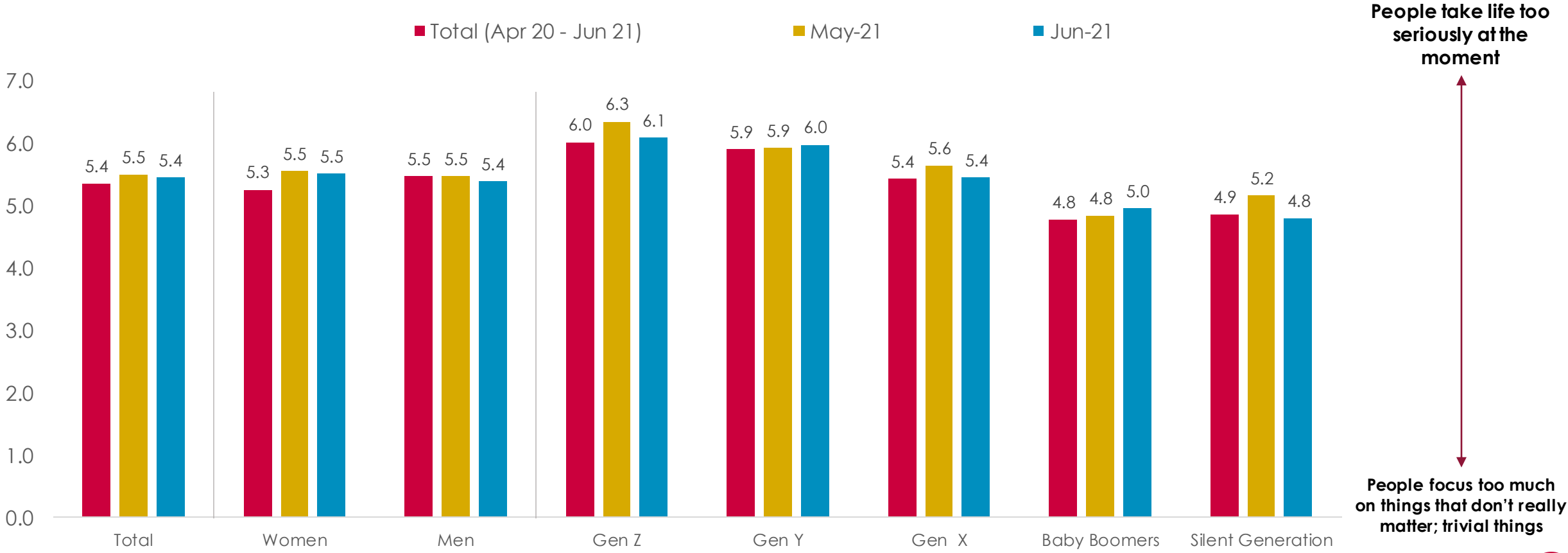
I'm worried about visiting public spaces like shops, restaurants and pubs - % Total Agreement



New Seriousness rises slightly amidst spread of Delta variant

- Average scores fell by 0.1 this month, down from 5.5 to 5.4, although they remain higher than in April (5.2)
- Most notable drivers of the decline were the Silent Generation, seeing a 0.4 point fall from 5.2 to 4.8
- Younger generations continue to adopt a lesser sense of new seriousness than older cohorts

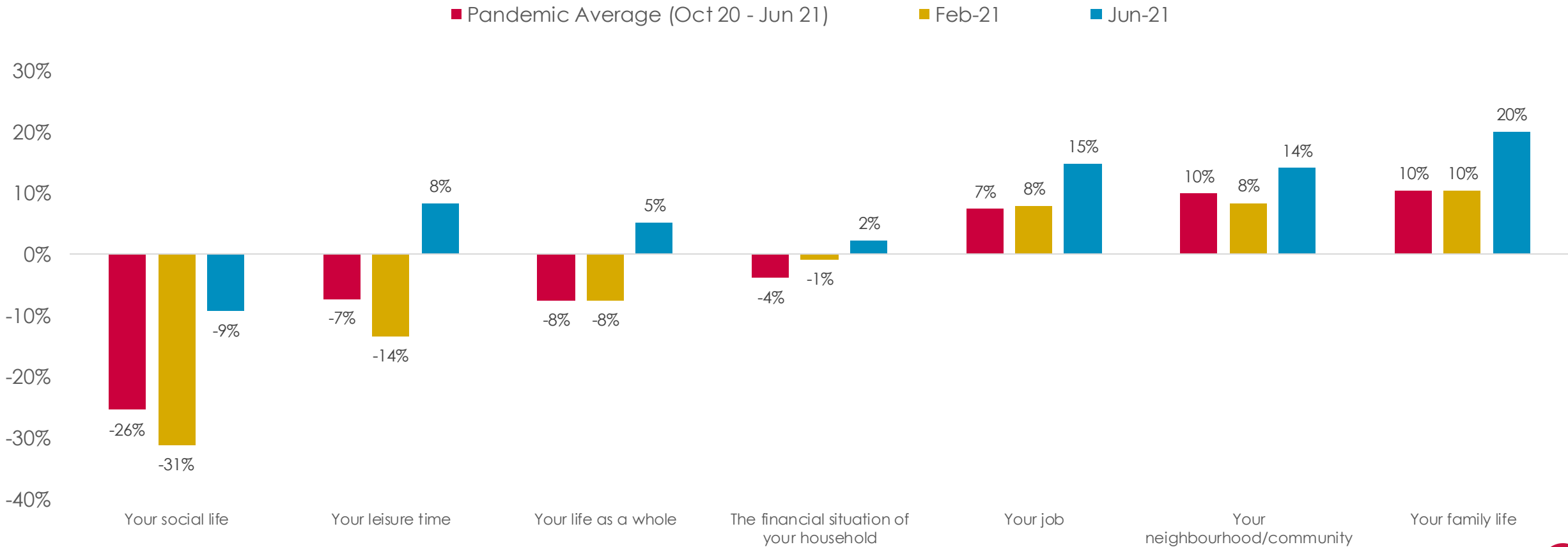
On a scale from 1 to 10, please indicate to what extent you feel people take life too seriously
[Average Response]



Satisfaction compared to pre-pandemic rises sharply since Winter

- Compared to pre-pandemic, net satisfaction was positive for almost all aspects of respondent's lives, with the exception of their social life
 - Most notably, net satisfaction compared to pre-pandemic is now positive regarding life as a whole (-8% to 5%)
- These findings are a likely result of the degree of positivity currently felt amidst the reopening, rather than necessarily being better than before

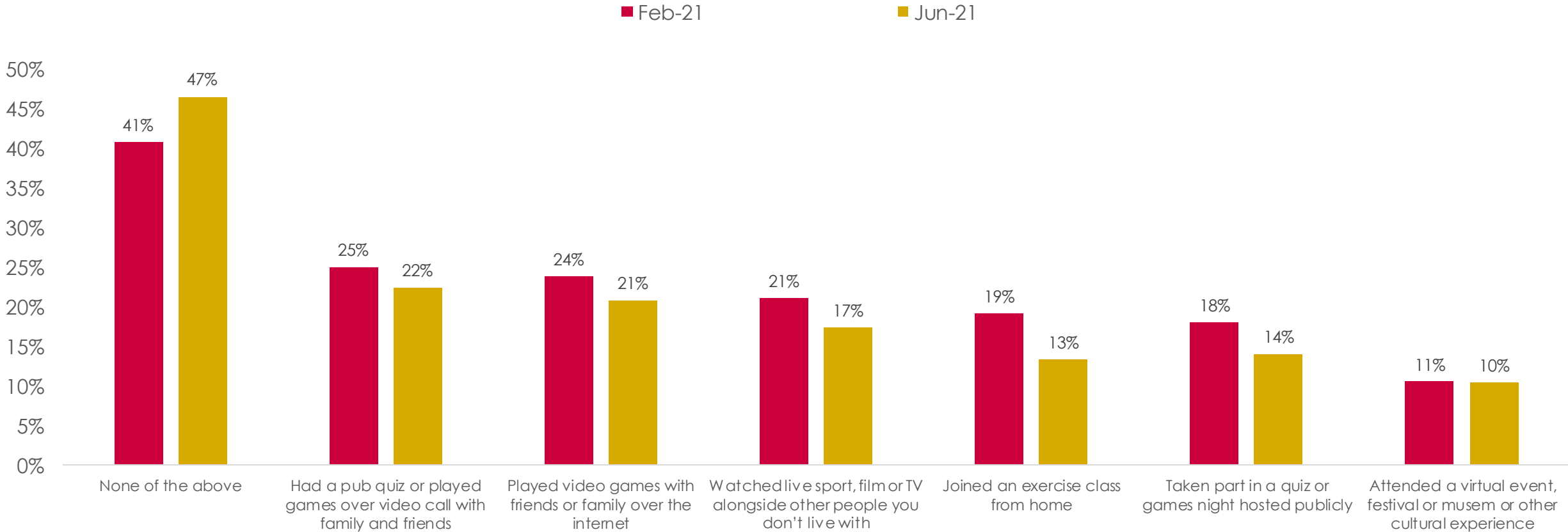
Compared to before the pandemic, please state whether you feel more satisfied, less satisfied or about the same, for each of the following [% Net Saying More Satisfied minus Less Satisfied]



Appetite for indoor socialising has dampened since the Winter

- Whilst in February, 41% said they had not done any of the activities listed, this rises to 47% when asked this month
- More than a fifth still said that they had done either a pub quiz over video call (22%) or played video games with friends or family (21%) over the internet, whilst just under a fifth (17%) had watched live sport, film or TV with people they don't live with

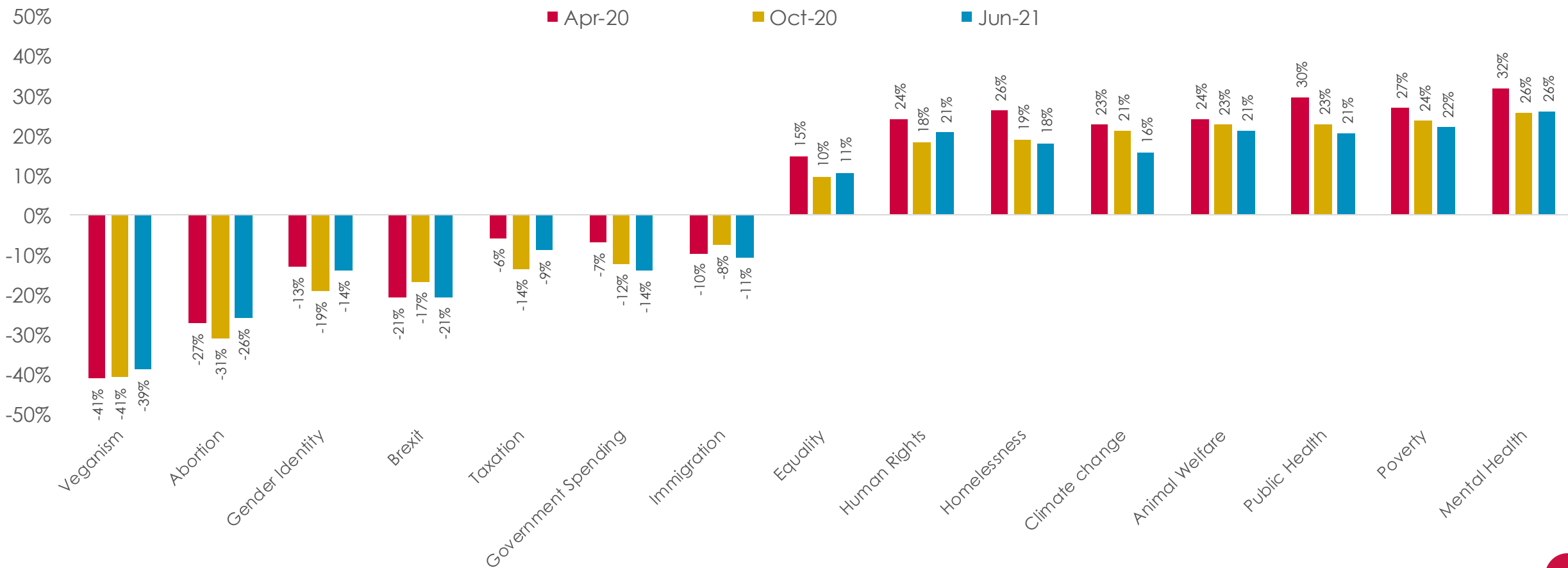
Which, if any, of the following activities have you done in the last year?



Consumers less in favour of political brands than compared to start of pandemic

- With almost no exception, net positivity declined in regard to brands taking a stance on almost every issue
- Most notable declines include public health (30% to 21%), homelessness (26% to 18%) and Government Spending (-7% to -14%)
- Worth noting is that net positivity remained above zero for a significant number of issues

Thinking about a business that you buy products or services from, how would you feel if they took a stand on some of the following issues? [Net % Saying would think positively minus negatively]



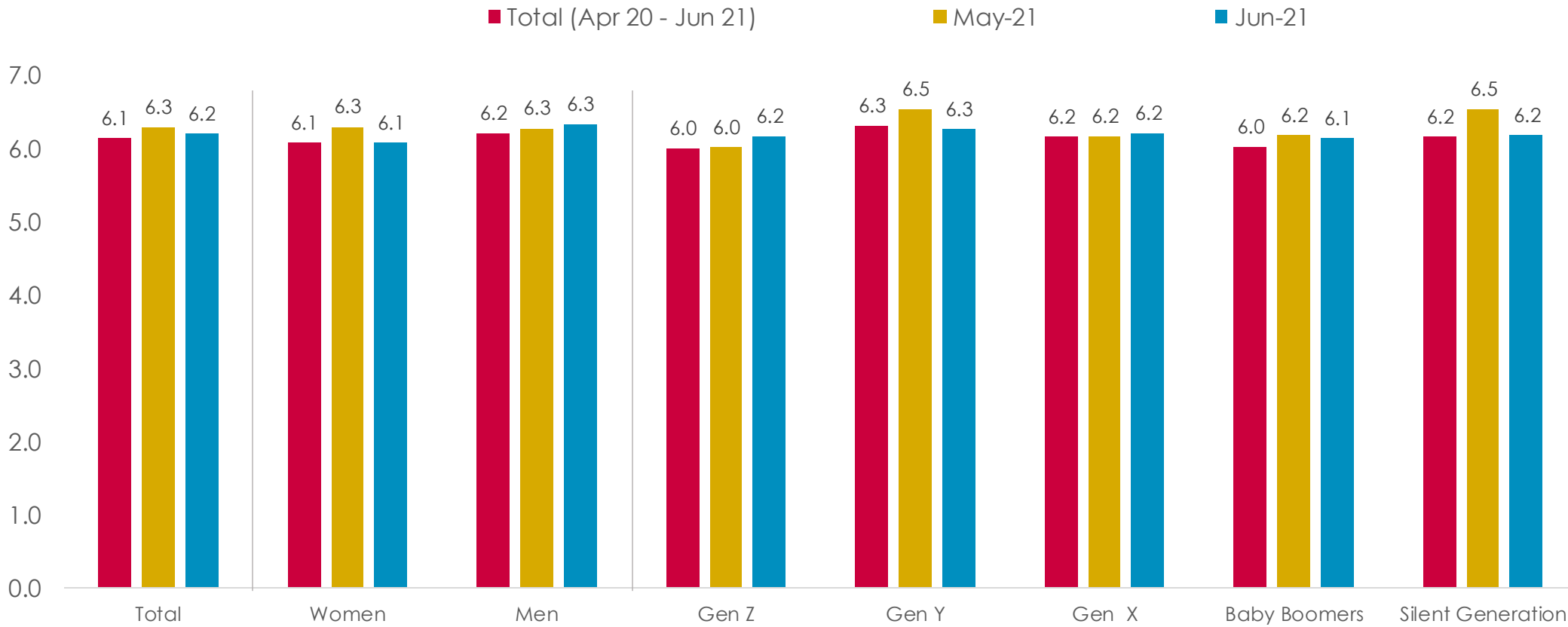
Priorities



Consumers more likely to feel Government should ensure all are provided for

- Average scores fell by 0.1 this month, suggesting a greater focus upon the Government ensuring everyone is provided for
- The primary drivers of this decline were women (6.1 to 6.1) and the Silent Generation (6.5 to 6.2)
- Despite a topline decline, the average score amongst Gen Z respondents actually rose by 0.2 this month

On a scale from 1 to 10, please indicate to what extent you feel it is the Government's responsibility to ensure everybody is provided for **[Average Response]**



People should take more responsibility to provide for themselves



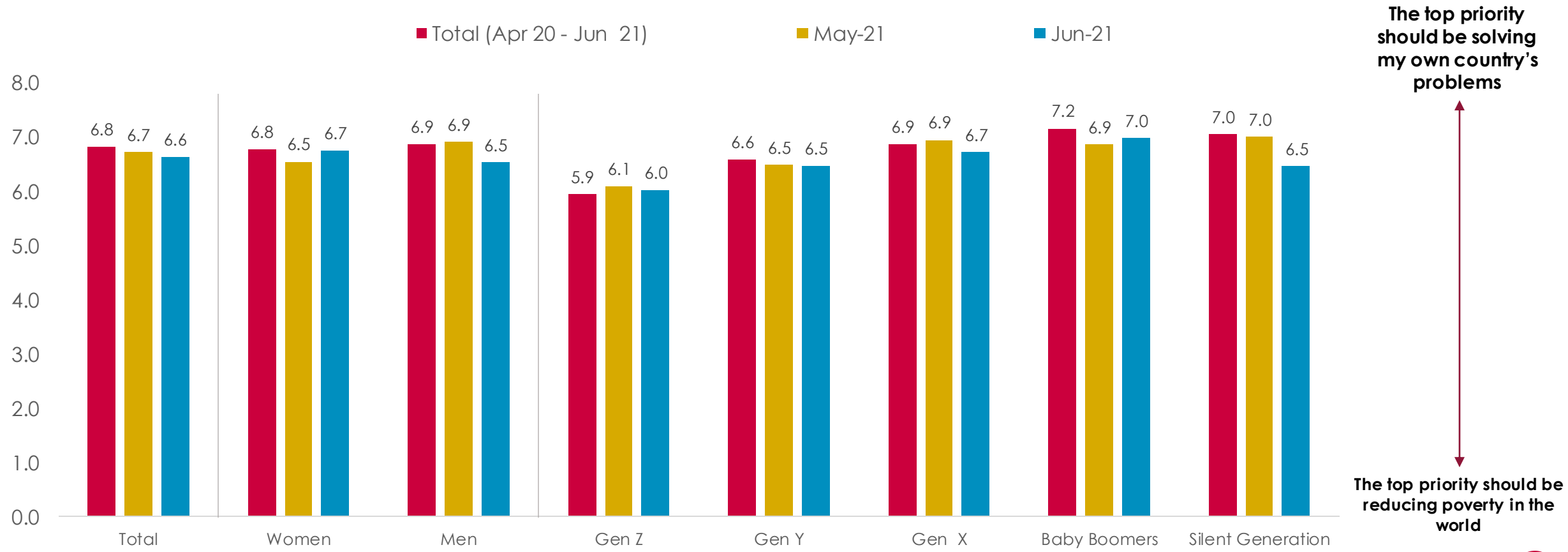
The government should take more responsibility to ensure that everyone is provided for



Success of vaccine rollout in UK shifts focus towards global issues

- Average scores amongst all respondents fell by 0.1 this month, now down 0.2 compared to the pandemic average
- This highlights a greater emphasis upon reducing issues across the world as opposed to focusing solely on domestic issues
- Surprisingly, this decline was driven by men (6.9 to 6.5) and the Silent Generation (7.0 to 6.5) this month

On a scale from 1 to 10, please indicate what you feel the top priority for the UK Government should be
[Average Response]

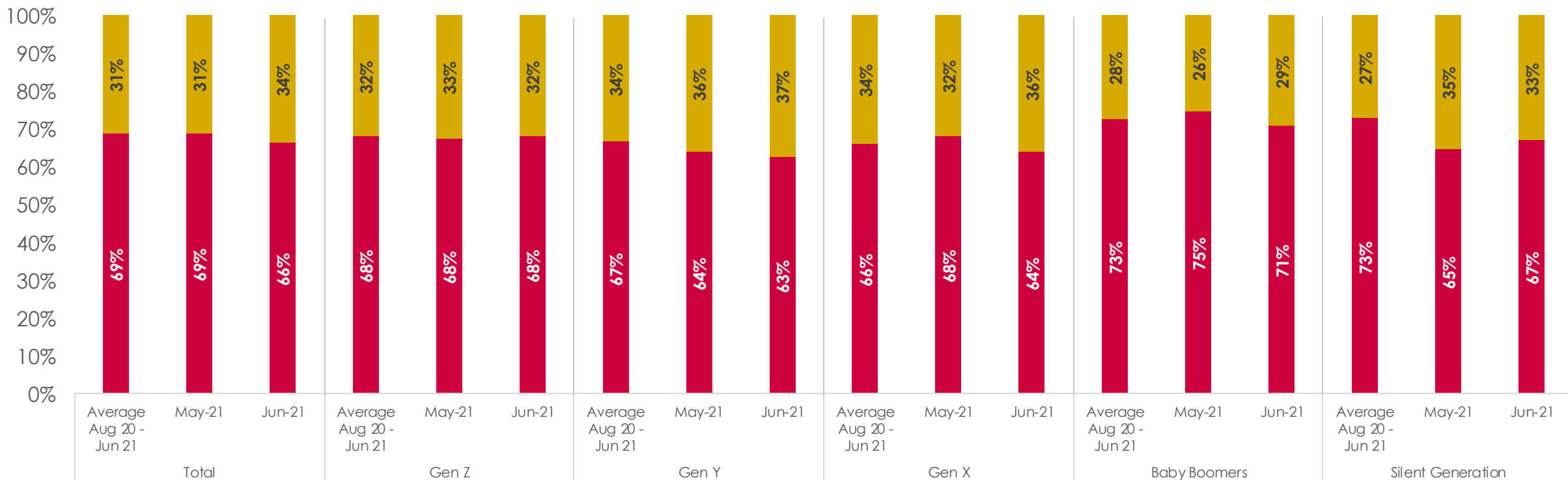


Vaccine rollout sees further shift towards economy over public health

- More than a third of respondents (34%) felt that the economic consequences of lockdown were a bigger concern than public health
- This decline was primarily driven by Baby Boomers (26% to 29%) and Gen X (68% to 64%)
- Worth noting is that Gen Z remained equally as likely to prioritise the economy over health as they were last month

If you had to choose, which of the following two options would you say is your biggest concern at the moment?

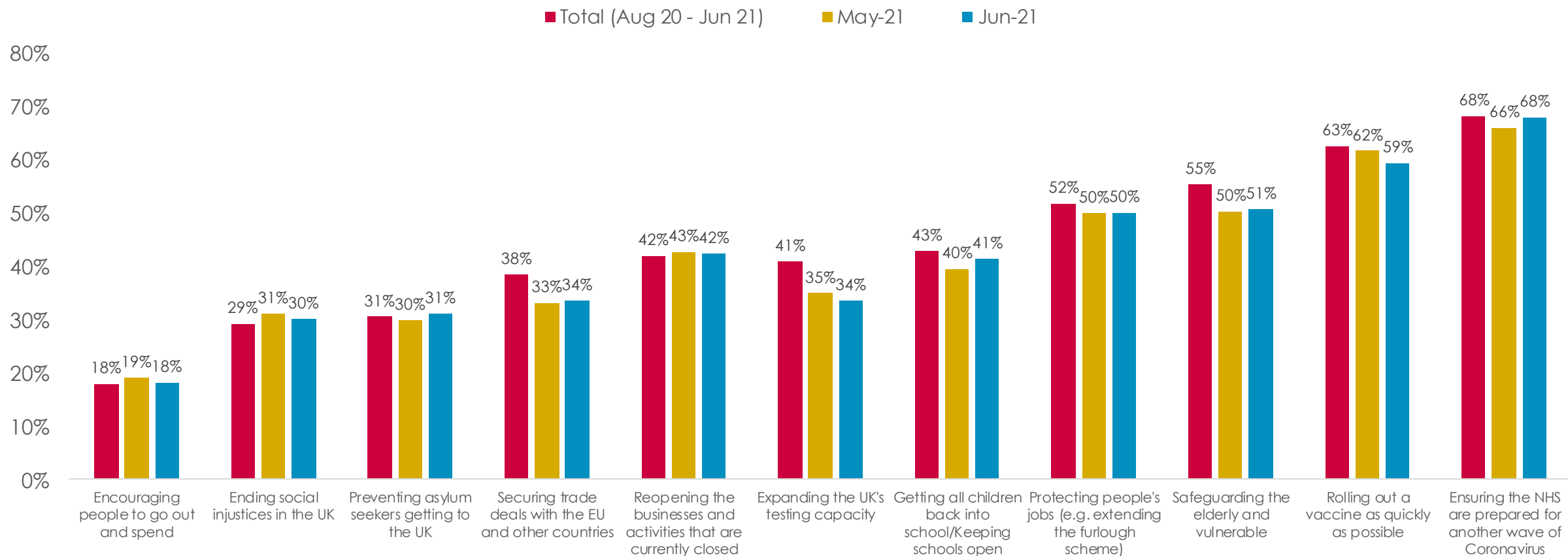
- The economic consequences of measures taken to limit the spread of the virus
- The health risks associated with the pandemic



Rapid spread of Delta variant places greater emphasis on protecting the NHS

- Proportion feeling that preparing the NHS for another wave of coronavirus should be a Government priority rose by 2% this month up to 68%
- Expansion of testing capacity continues to be seen as far less important than throughout pandemic as a whole
- Rolling out vaccine and safeguarding elderly still seen as greater priority than protection of jobs and encouraging spending

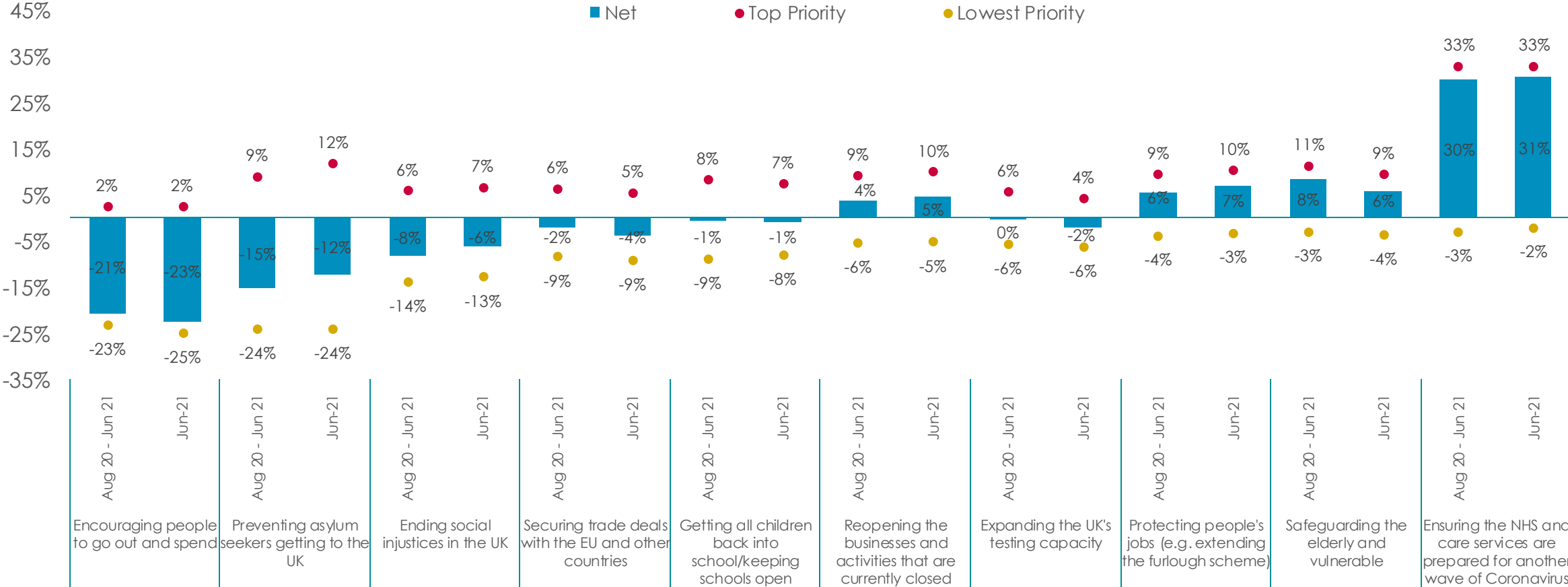
Which, if any, of the following do you think should be priorities for the government over the next few months?



Safeguarding elderly declines in significance as a priority

- Net proportion feeling safeguarding of the elderly is their top priority 2% lower than compared to pandemic as a whole (8% to 6%)
- Protection of the NHS remains by far the greatest priority, with only 2% seeing this as their lowest priority this month
- Encouraging spending still the least of consumers concerns, with one in four feeling this is their lowest priority

If you had to choose, which of the following is your top priority and which is your lowest priority?



Generational Impacts

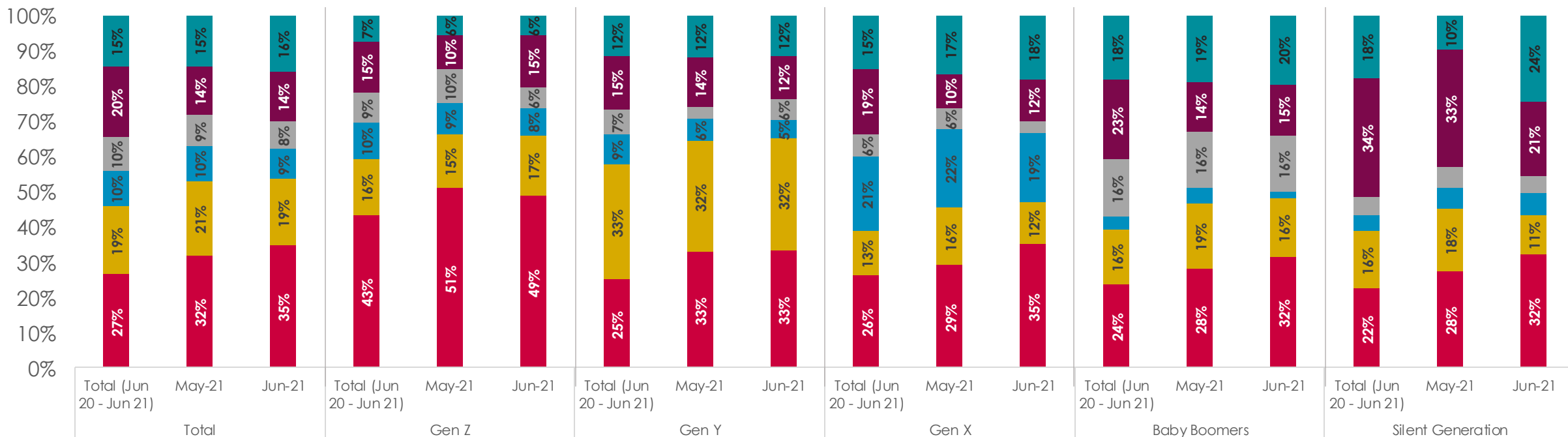


More than a third now feel Gen Z will be most negatively impacted

- 35% of respondents this month felt that Gen Z will suffer the most from the pandemic – 8% higher than the pandemic average
- Almost half of Gen Z themselves feel they will be the worst affected cohort, despite declining slightly since last month
- Proportion of Silent Generation who feel they will be most negatively impacted declines sharply this month (33% to 21%)

Which generation do you think will be most **negatively** affected by the coronavirus pandemic, all things considered?

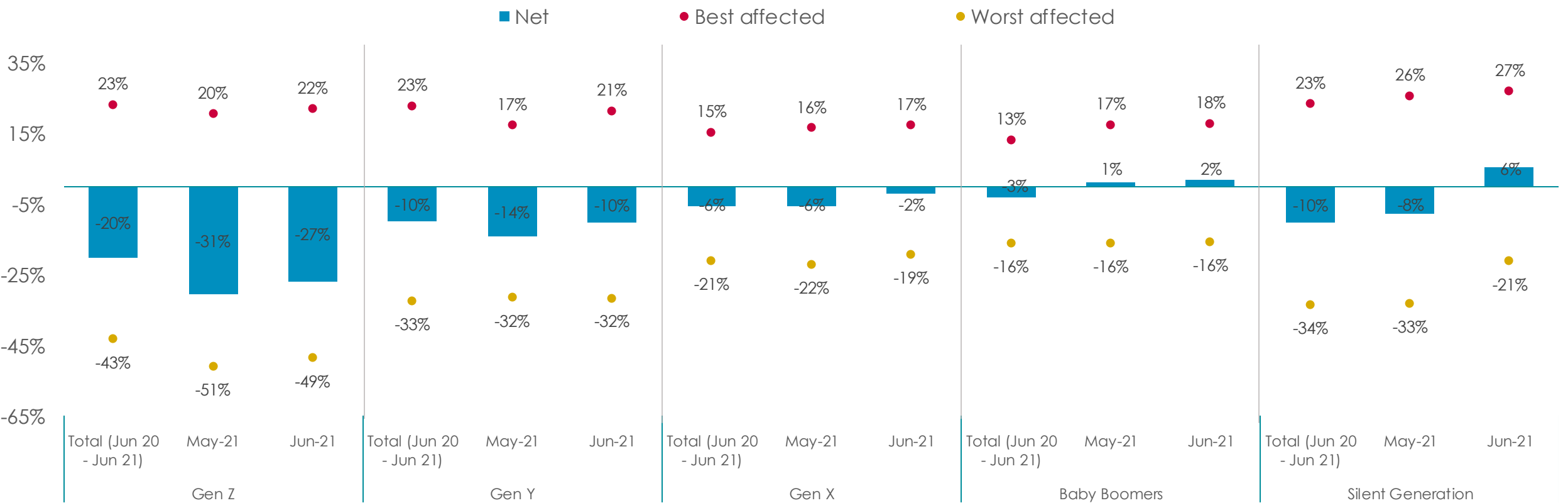
- Don't know
- Silent Generation (aged 72+)
- Baby Boomers (aged 55-71)
- Generation X (aged 39-54)
- Generation Y / Millennials (aged 24-38)
- Generation Z (those aged 10-23)



Majority of generations remain polarised regarding impacts of pandemic for their cohort

- Gen Z are least polarised regarding impacts of pandemic, being much more likely to feel they will be negatively affected than positively affected
- Baby Boomers are the most polarised, with almost the same proportion feeling they will be both most positively and negatively impacted
- Silent Generation the only cohort this month who are more likely to feel pandemic will make them most positively affected

Which generation do you think will be most affected by the coronavirus pandemic, all things considered?
 [Net % saying their own generation will be best *minus* worst affected]



TRAJECTORY

Each month Trajectory survey 1500 adults in the UK on a range of issues including consumer confidence, personal choice and control, social trust, opportunities in technology, optimism and their place in the world.

This data is analysed and produces The Optimism Index. The data presented here is a snapshot of the full data, which can be used for bespoke analyses on request – including time-series analysis (from 2011 onwards) and global comparisons.

Enquiries: info@trajectorypartnership.com

Trajectory
www.trajectorypartnership.com
[@TrajectoryTweet](https://twitter.com/TrajectoryTweet)

